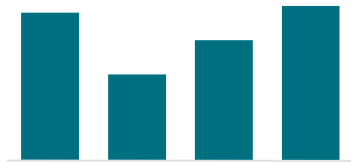


REPORTINGIMPULSE CHART PORTFOLIO



TIME SERIES



RANKING




DEVIATION



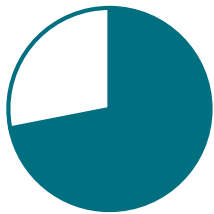
PROPORTION




OUTLIER



COMPARISON



SHARE



ADDITIONAL INFORMATION



TARGET ACHIEVEMENT